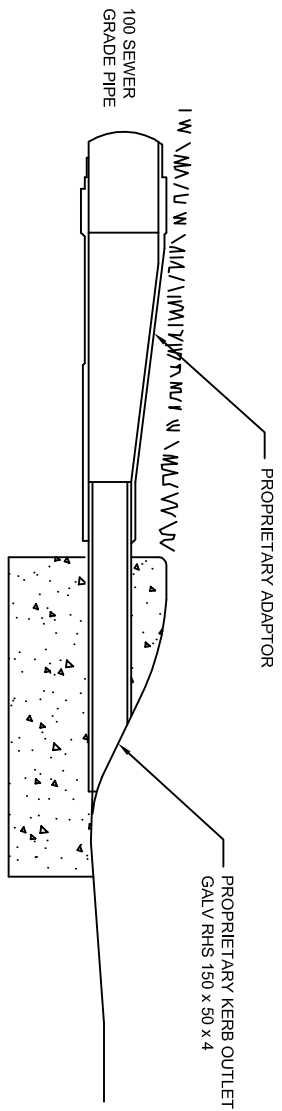
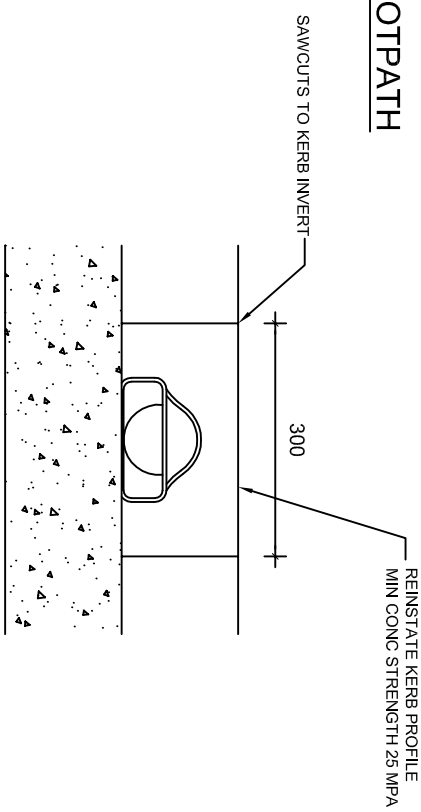
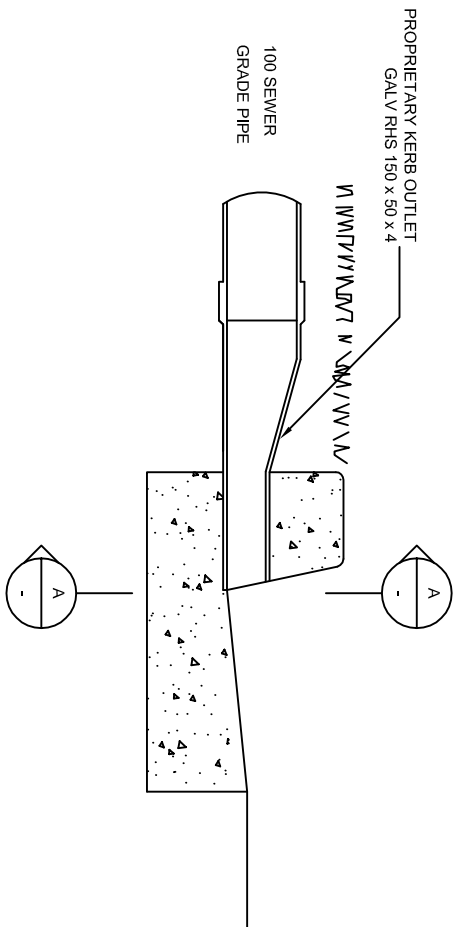


**STORMWATER - SF (ROLL TOP) KERB WITH FOOTPATH**



**STORMWATER - SF (ROLL TOP) KERB**



**SECTION A-A**

SA KERB

**NOTES:**

1. KERB OUTLET CONFIGURATION TO BE APPROVED BY COUNCIL PRIOR TO INSTALLATION AND INSTALLED TO MANUFACTURER'S INSTRUCTIONS
2. SEWER GRADE 100 DIA. PVC PIPE OR GALV. 150X50 RHS WHERE COVER IS MINIMAL
3. ALL CONNECTIONS TO BE SEALED WITH SILICON BASED SEALANT
4. OUTLET SHALL BE PROVIDED ON THE LOW SIDE OF EACH LOT WITHIN 1000 FROM THE SIDE BOUNDARY ALIGNMENT OR OTHER APPROVED LOCATION
5. IN NEW CONSTRUCTION INVOLVING A CONCRETE FOOTPATH GALVANISED RHS 150X50X4 TO BE INSTALLED UNDER THE CONCRETE FOOTPATH AS WELL AS THROUGH KERB
6. ALL DIMENSIONS ARE IN MILLIMETRES

**STORMWATER OUTLET - SA (UPRIGHT) KERB**

VERSION	DATE	COMMENTS
03	06/08/16	AMENDMENT
02	12/07/16	AMENDMENT
01	19/10/11	ORIGINAL ISSUE

WORK TO FIGURED DIMENSIONS - DO NOT SCALE. DO NOT RELY ON THESE STANDARD DRAWINGS AS THE EQUIVALENT OF, OR SUBSTITUTE FOR, PROJECT-SPECIFIC DESIGN & ASSESSMENT BY A QUALIFIED PROFESSIONAL.



126-138 MAIN ROAD  
SPEERS POINT  
PHONE (02)4921 0333  
www.lakemac.com.au

DRAWING TITLE  
**KERB STORMWATER OUTLET & KERB ADAPTER**

DRAWING No. **EGSD-404** VERSION: **03**