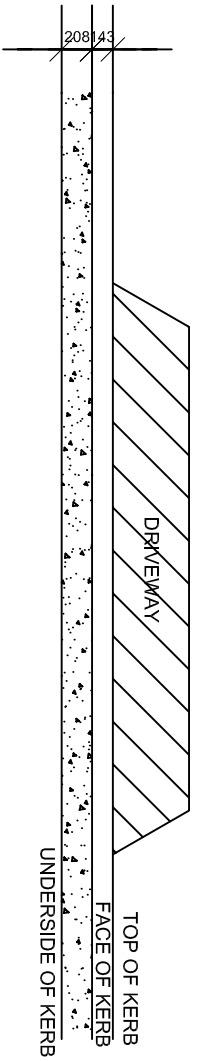
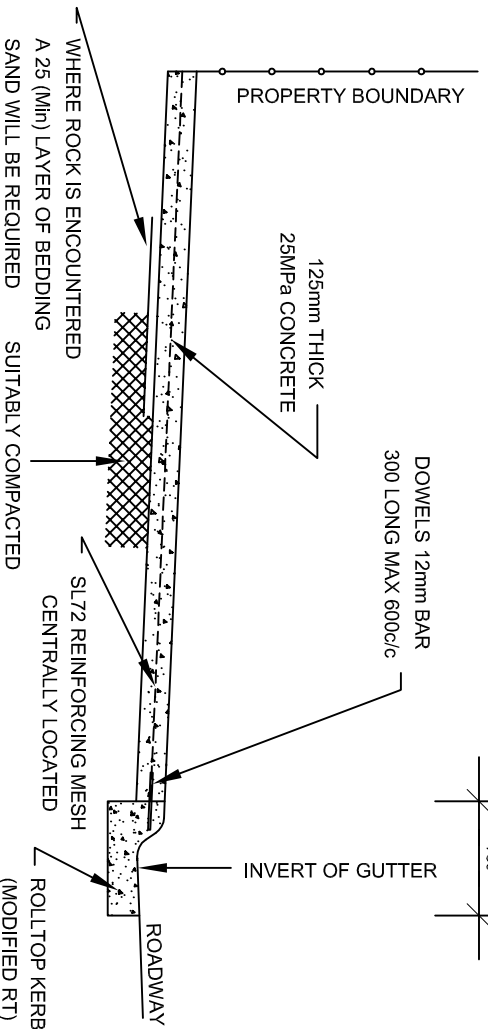
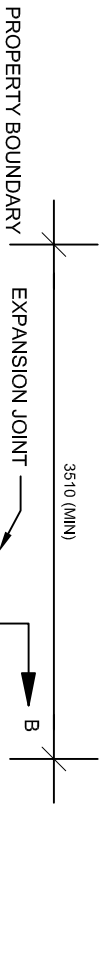


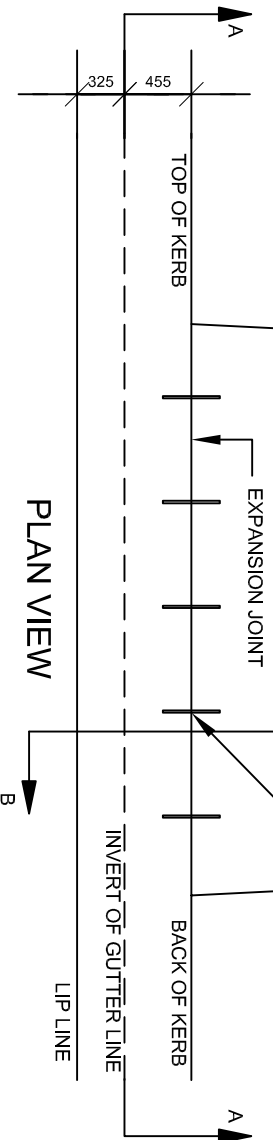
AS PER LMCC APPROVAL OR  
IN ACCORDANCE WITH CURRENT LMCC DCP



SECTION "A-A"



SECTION "B-B"



PLAN VIEW

**NOTES**

1. FOR DRIVEWAY WIDTHS REFER TO CURRENT DCP
2. REFER TO EGSD-103 FOR DETAILS OF KERB CROSSING
3. ALL DIMENSIONS ARE IN MILLIMETRES

DOWELS 12mm BAR  
300 LONG MAX 600c/c

VERSION	DATE	COMMENTS	PAPER SIZE
03	29/07/16	AMENDMENT	A4
02	29/05/13	AMENDMENT	A4
01	18/10/11	ORIGINAL ISSUE	A4

WORK TO FIGURED DIMENSIONS - DO NOT SCALE. DO NOT RELY ON THESE STANDARD DRAWINGS AS THE EQUIVALENT OF, OR SUBSTITUTE FOR, PROJECT SPECIFIC DESIGN AND ASSESSMENT BY A QUALIFIED PROFESSIONAL.



126-138 MAIN ROAD  
SPEERS POINT  
PHONE (02) 4921 0333  
www.lakemac.com.au

DRAWING TITLE  
**RESIDENTIAL DRIVEWAY  
ROLL TOP KERB**

DRAWING No. EGSD - 201  
VERSION: 03