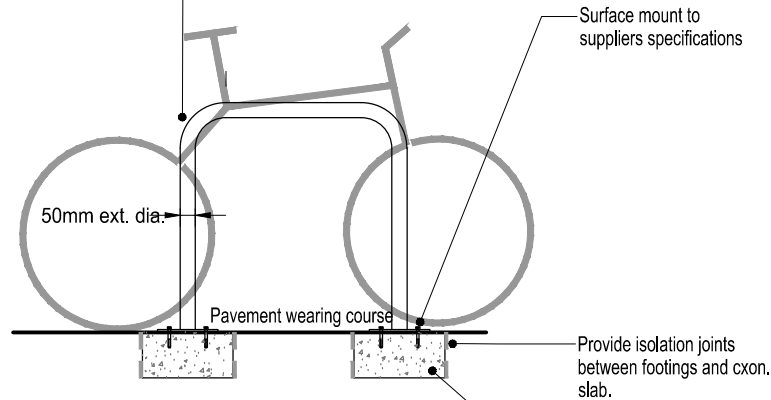


FOR INFORMATION ONLY
NOT FOR CONSTRUCTION

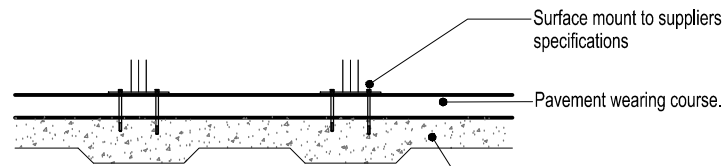
NOTES:

- All bicycle parking facilities must comply with the requirements of AS2890.3- *Bicycle parking facilities*
- Where bike rack installation is located in a town centre, refer to the relevant *Streetscape Technical Guidelines* for rack design criteria.

Bike Rack design should allow both wheels and the frame to be locked using a U-Bolt lock.



TYPICAL SECTION (existing surface)



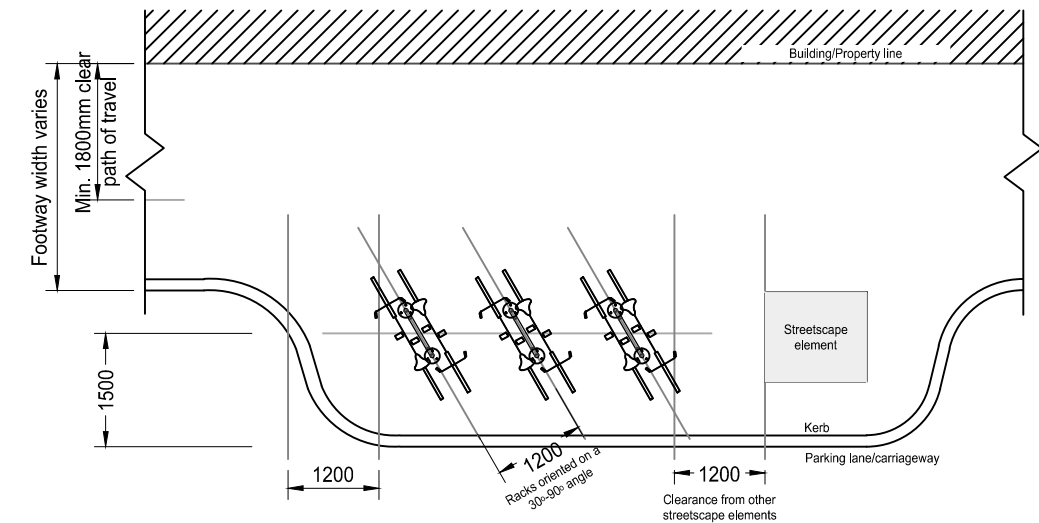
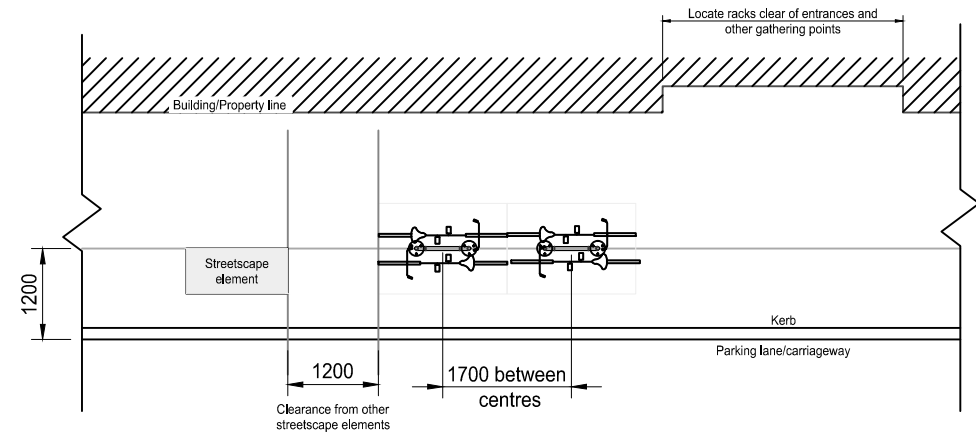
TYPICAL SECTION (new concrete slab)

1 Typical installation details

1:25

2 BICYCLE PARKING LAYOUT ON A FOOTPATH

1:100



3 BICYCLE PARKING LAYOUT ON A KERB EXTENSION

1:100

VERSION	DATE	COMMENTS
2	2015-11	Amended format, Review 2015.
1	2013-05	Final for DCP.

WORK TO FIGURED DIMENSIONS - DO NOT SCALE. DO NOT RELY ON THESE STANDARD DRAWINGS AS THE EQUIVALENT OF, OR SUBSTITUTE FOR, PROJECT-SPECIFIC DESIGN & ASSESSMENT BY A QUALIFIED PROFESSIONAL.



126-138 MAIN ROAD
SPEERS POINT
PHONE (02)4921 0333
www.lakemac.com.au

SHEET: 1 OF 1

DRAWING TITLE
Standard Drawings - Furniture
Bike Racks (typical)

DRAWING No: LSD-BKR-01

VERSION: 2