



# Accessing Tenderlink

1. Go to [www.lakemac.com.au](http://www.lakemac.com.au)

Online services | Media Centre | Have your say | Jobs | Contact

Search this website

Home City Recreation Community Environment Development Waste Council

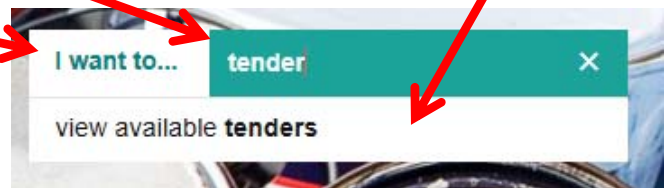
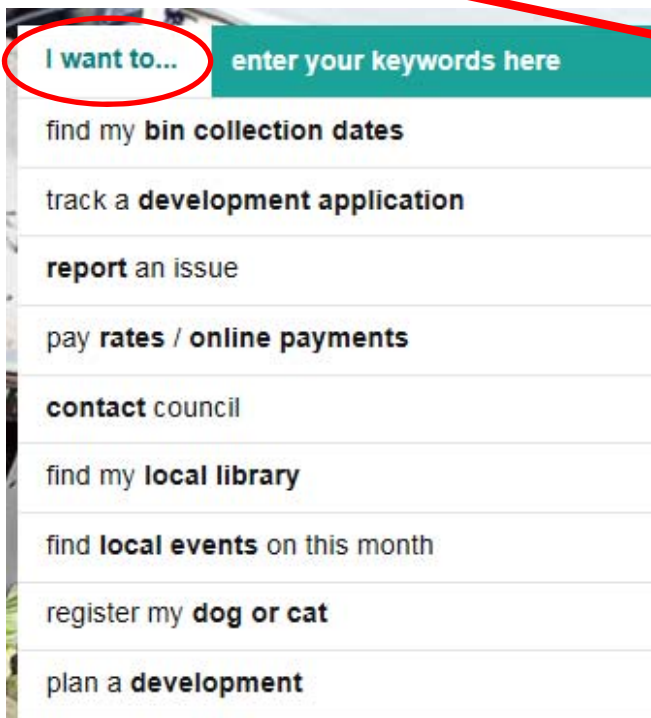
**Australia Day Awards 2017**  
Who do you know that deserves recognition for their generosity or work? Nominate them for an Australia Day Award. It's easy!

I want to... enter your keywords here

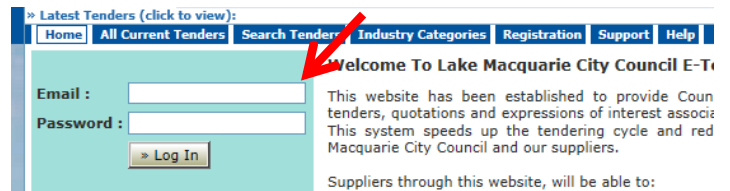
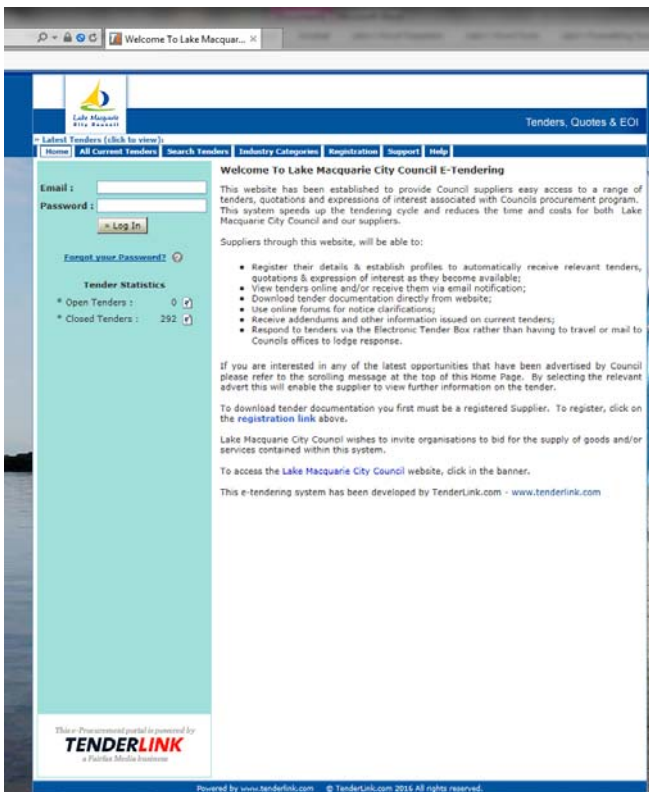
- find my bin collection dates
- track a development application
- report an issue
- pay rates / online payments
- contact council
- find my local library
- find local events on this month
- register my dog or cat
- plan a development
- apply for a job at Council
- remove a tree
- register for child care

Australia Day Awards 2017 Community Recycling Stations Lake Mac loves cycling

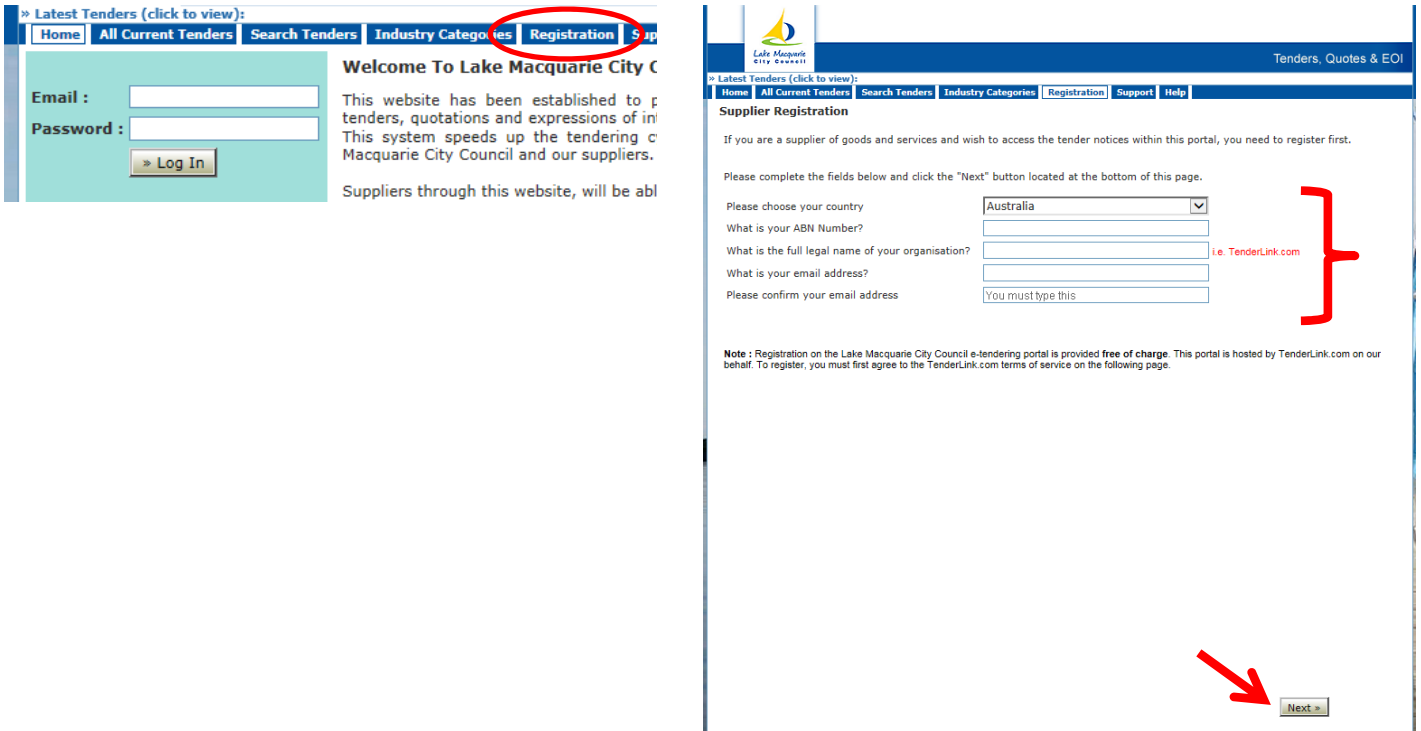
2. Go to the **I want to...** section and type in **tender** and click on **view available tenders**



3. You will be taken to the tenderlink website to log in.



4. If you are not registered on tenderlink, click on the **Registration** tab and follow the prompts



Tenderlink provides the following guidance for registering:

**Register as a Supplier on this portal**

To register as a supplier with a purchaser, click on the [Registration](#) heading in the banner menu.

Enter your email address into the field and click on the **Check My Email Address** button. If your email address is new to the system you will then be asked to register your details. Fill in your details, check the box agreeing to the [Terms of Service](#) and click on the **Save Details** button.

**Note:** The next step covers setting up a profile for the ERFx notices you wish to receive. We recommend you contact [Tenderlink Support](#) for advice on this, to ensure you receive all notices of interest to you.